

Standard Operating Procedure RAB002: Ground baiting of rabbits with sodium fluoroacetate (1080)

Prepared by Trudy Sharp

Background

Poisoning with 1080 is used to minimise the impact of the introduced European rabbit (*Oryctolagus cuniculus*) on agricultural production and the environment. Other rabbit control methods include poisoning with pindone, warren fumigation, warren and harbour destruction, shooting, trapping, exclusion fencing and biological control with rabbit haemorrhagic disease virus (RHDV) and myxomatosis.

Poisoning with sodium monofluoroacetate (1080) is one of the most effective methods of quickly reducing rabbit numbers and is usually performed prior to harbour destruction and warren fumigation. 1080 is an odourless, tasteless white powder that has a special dye added for identification of the toxin. It is used for poisoning of rabbits by incorporating it into a suitable bait material. Poison bait is offered either as a concentrated trail or broadcast (scattered) in a swathe on the ground or from the air. Aerial baiting procedures are described [RAB003 Aerial baiting of rabbits with 1080](#).

‘Conventional’ poisoning methods use free-feeding with unpoisoned bait on 2 to 3 occasions, usually 3 to 4 days apart, prior to laying poisoned baits. The ‘one-shot’ oats technique requires no pre-baiting.


Rabbits are moderately susceptible to the effects of 1080; however other species, especially some native animals and birds and domestic livestock are also vulnerable to poisoning. Good baiting technique helps to minimise the risk to non-target species and maximise the effect on targeted rabbit populations.

This standard operating procedure (SOP) is a guide only; it does not replace or override the legislation that applies in the relevant state or territory jurisdiction. The SOP should only be used subject to the applicable legal requirements (including OH&S) operating in the relevant jurisdiction.

Application

- Baiting with 1080 should only be used in a strategic manner as part of a coordinated program designed to achieve sustained effective control.
- Poisoning is used as an initial control method to reduce high rabbit populations to a more manageable level. Fumigation and ripping of warrens are then used as follow-up techniques to reduce harbour and to slow re-colonisation. Poisoning is also an important management tool in areas where rabbits are mainly surface dwelling or where it is too difficult to rip warrens.
- Controlling rabbits with 1080 bait cannot be undertaken in areas where there is an unacceptably high risk to humans and/or companion animals, such as urban/residential environments.
- 1080 use is restricted in areas where there is a high risk of poisoning domestic stock and wildlife.
- Because water reduces the concentration of 1080 in bait, poisoned bait should be laid when the ground surface is dry and there is a low chance of rain within several days of laying.





RAB002: Ground baiting of rabbits with 1080

- Although poisoning programs can be carried out year-round, baiting is most effective when alternative food for rabbits is scarce (ie at the end of summer or early autumn).
- Baiting may be less effective when feed supply is abundant and also during the breeding season when juvenile rabbit movements may be limited and they are less likely to find the bait. Kittens over 17 days old can survive even if the mother is poisoned and subsequent breeding by these survivors can cause rapid recovery of the population
- Baiting of rabbits with 1080 can only be carried out under conditions set down in a specific permit issued by the Australian Pesticides & Veterinary Medicines Authority (APVMA) under Commonwealth legislation (*Agricultural and Veterinary Chemicals Code Act 1994*). 1080 must also be used in accordance with relevant state, territory and other Commonwealth legislation. The 1080 user may need to make a referral under the EPBC Act. See Table 2.
- 1080 is a restricted chemical product (under Regulation 45 of the *Agricultural and Veterinary Chemicals Code Regulations 1995*) and is listed as a Schedule 7 - Dangerous Poison under the Standard for the Uniform Scheduling of Drugs and Poisons (SUSDP). These listings require special precautions in the manufacture, handling, storage and use of 1080, along with specific regulations regarding labelling or availability.
- Handling of 1080 powder or concentrated solution and preparation of baits must only be performed by authorised persons who have the appropriate training.
- Prepared and manufactured 1080 baits can only be obtained by through authorised government agencies.

Animal welfare considerations

Impact on target animals

- The toxicity of 1080 is due to the conversion of fluoroacetate to fluorocitrate, which inhibits the tricarboxylic acid cycle - a mechanism necessary for cellular energy production. In general, herbivores experience cardiac failure, whereas carnivores experience central nervous system (CNS) disturbances and convulsions and then die of respiratory failure. Some species, usually omnivores such as pigs, can be equally affected by both CNS and cardiac signs.
- After a rabbit has ingested 1080 there is a latent period ranging from around 30 minutes to 4 hours before clinical signs including lethargy, laboured respiration and increased sensitivity to noise/

disturbance are observed. Convulsions start suddenly, often with gasping and squealing, followed by death. Time to death is variable depending upon the amount 1080 absorbed but is usually around 3 to 4 hours after ingestion. The precise nature and extent of suffering after ingestion of 1080 is unknown.

- To minimise the animal welfare implications of leaving dependent young to die a slow death from starvation it is preferable not to undertake baiting programs when rabbits are known to be breeding. This is also the time when young rabbits do not travel far from their burrows and bucks vigorously defend their territorial boundaries, making it less likely that all rabbits will have access to bait. In many areas of Australia there is a peak in breeding from late winter to early summer when pastures have greened up after rain.

Impact on non-target animals

- 1080 is toxic to a wide range of species including birds, mammals and reptiles; however there are marked differences in sensitivity. Dogs are extremely sensitive, and most other mammalian carnivores are highly sensitive to 1080 poisoning. Herbivores are less sensitive, and birds and reptiles increasingly more tolerant.
- Poisoning of non-target species can occur either directly by eating baits intended for rabbits (primary poisoning) or through the scavenging of tissues from a poisoned animal (secondary poisoning).
- The susceptibility of non-target species to 1080 poisoning is determined by many factors including sensitivity to the poison, body weight, concentration of 1080 in the bait, bait placement, bait type and palatability, timing of baiting and level of exposure to toxic baits.
- To help reduce risks to non-target animals, the following baiting strategies are recommended:
 - *Pre-feeding with non-poisoned bait* - allows an assessment of what animals are eating the bait and the quantities of poisoned bait needed for the control program.
 - *Bait type* - use of surface coated rather than vacuum impregnated oat baits will reduce exposure of granivorous birds to the toxin. Most of these birds will only eat the kernel and discard the poisoned husk. Carrots should be diced to an optimal size favoured by rabbits (2 to 5 grams). Pieces smaller than this tend to retain and absorb a higher loading of 1080, dry out and leach 1080 more rapidly and are more likely to be eaten by birds.

- *Colouring of baits* - baits that are dyed a specific green or blue colour may be unattractive or less obvious to birds.
- *Use of bait stations* - bait can be placed under mesh canopies or enclosures where it is accessible to rabbits but restricts access by non-target species such as kangaroos and wallabies. If they are properly secured, bait stations allow rabbit control to be undertaken without the need to de-stock paddocks.
- *Placement of baits* - the laying of poisoned bait in a wide swathe (i.e. broadcast or scattered) instead of a concentrated trail, can decrease the consumption of poisoned bait by non-target species and thus their risk of poisoning. However, uneaten broadcast bait is difficult to cover or collect and destroy after a baiting program. Laying the bait as a concentrated trail in a narrow pre-cut furrow allows subsequent identification of the trail of pre-feed and poisoned bait, attraction of rabbits to the trail and ease of covering up any uneaten poison bait after the program. The bait should always be placed in the prime feeding areas of rabbits.
- *Timing of baiting* - rabbits mostly feed at night, therefore bait laid in the evening will be mostly consumed overnight before diurnal non-target species such as birds will have access. However, nocturnal mammals will be at risk when bait is laid in the evening.
- *Collection of uneaten bait and rabbit carcasses* - any uneaten sections of bait trail should be covered or collected then destroyed or buried.
- *Collection of rabbit carcasses* - where possible, and especially in areas of risk to domestic dogs, carcasses of poisoned rabbits should be collected and destroyed and buried.

First aid for dogs

- Care must be taken to ensure that working dogs and pets do not come into contact with 1080. Dogs may eat poisoned bait (especially pellets) or poisoned rabbit carcasses. The prognosis for poisoned dogs is extremely poor unless vomiting can be induced shortly after ingestion of 1080 and before clinical signs are evident.
- If a working dog or pet is known to have eaten bait or a potentially poisoned carcass, but is NOT yet showing signs of poisoning, induce vomiting by

giving one of the following emetics by mouth:


- washing soda crystals (sodium carbonate): 3 to 5 crystals
- table salt: 1 to 3 tablespoons
- dilute hydrogen peroxide (3% solution): 3 to 5 ml
- dilute mustard and water solution.

THEN SEEK VETERINARY ATTENTION IMMEDIATELY. The sooner action is taken following poisoning the better the prognosis.

- If these emetics are not immediately to hand or you are not having success in making the dog vomit it is better to seek veterinary attention immediately rather than waste time.
- If the dog has already begun to show signs of toxicosis (retching and vomiting, frenzied behaviour such as running and howling, convulsions, difficulty breathing etc), DO NOT induce vomiting, but seek veterinary attention without delay.
- Veterinary intervention aims to decrease 1080 absorption and facilitate excretion; control seizures; and support respiration and cardiac function.

Health and safety considerations

- Operators using 1080 must strictly follow the directions on the approved label when preparing for use, using, storing, transporting or disposing of the pesticide.
- 1080 is highly toxic to humans and should be handled with care. Store prepared bait and 1080 concentrate in a labelled container in a locked cabinet away from children, animals and food. Do not handle 1080 where there is a risk of contaminating drinking water or foodstuff/feed intended for human or animal consumption.
- Appropriate personal protective equipment, including cotton overalls, washable hat, elbow-length PVC or nitrile gloves and a face mask or safety glasses, should be worn when preparing and handling 1080 baits.
- If 1080 gets on skin, immediately wash area with soap and water.
- After use and before eating, drinking or smoking, wash hands, arms and face with soap and water. Wash contaminated clothing and gloves.
- If poisoning occurs, contact a doctor or the Poisons Information Centre (Ph 13 11 26) IMMEDIATELY. Urgent hospital treatment is likely to be needed.



RAB002: Ground baiting of rabbits with 1080

There is no effective antidote to 1080.

- For further information refer to the Material Safety Data Sheet (MSDS), available from the supplier.

Equipment Required

Bait types

- Carrot baits are readily accepted by rabbits but tend to dehydrate quickly in hotter climates. They must be freshly prepared and used immediately to prevent deterioration. Carrots must be of good quality and chopped to a standard size (cubes of about 2 cm x 2 cm). Sieving should be used to remove smaller pieces, ensuring a consistent bait size. Carrots can be used in trails or broadcast.
- Oats and pellets are less susceptible to drying, and are more readily available, cheaper and easier to store and distribute. When using conventional baiting, oats and pellets should only be used in bait trails, NOT broadcast.

Poisoned baits

- Preparation of 1080 poisoned rabbit baits must only be performed by trained and authorised officers or, in some States, persons under their direct supervision. Specific instructions on bait preparation can be found on the approved labels and in various state guidelines eg vertebrate pesticide control manuals, Landcare Notes, Farmnotes etc.
- In most states, poisoned baits are prepared by the application of 1080 concentrate to oats, chopped carrots or manufactured pellets in simple mixing equipment. This creates a surface coating of the poison. Other material such as coloured dyes, sugar and starch may also be added. In Western Australia and the Northern Territory, vacuum impregnation is used to force air out of the grains allowing maximum absorption of 1080 into the kernel as well as the husk (one-shot oats).
- The final concentration of 1080 in bait varies depending on bait type:
 - carrot - 140 to 200 mg/kg
 - oats and pellets - 400 mg/kg
 - One-shot oats - 500 mg/kg

Other Equipment

- personal protective equipment (including overalls, gloves, boots, face shield etc)
- towel, soap, dish or bucket
- first aid kit
- warning signs
- marking tape

- leak proof containers for storing poison bait
- specially designed baitlayer
- hoe, disc or mattock for digging shallow furrows
- carrot cutter (if required)
- bait mixer

Procedures

Always read relevant permit for conditions and directions for use.

Notification and warning signs

- All adjoining landholders must be notified of a baiting program. A summary of neighbour notification requirements for each state and territory can be found in Table 3.
- Landholders and neighbours must be advised of the risks to humans and non-target animals associated with 1080 use. Stock must be moved from areas where they may have access to bait and domestic dogs should be muzzled or restrained for at least the length of the program. Pet cats may also be at risk of poisoning and should be kept under control.
- Warning signs must be erected at all entry points before laying baits. Each sign will include the date laid, which toxin has been used, and for which pest animal, and also contact numbers for further queries. It is recommended that signs remain up for a minimum of 4 weeks from the last day of baiting. A summary of warning sign requirements for each state and territory can be found in Table 3.

Distance restrictions

- The specified minimum distances that 1080 bait can be laid from habitation, watercourses, boundary fences and roads etc. must be observed. A summary of distance restrictions for each state and territory can be found in Table 3.

Assessment of site and estimation of rabbit numbers

- To reduce the risks of 1080 exposure to humans and non-target animals, and to maximise effect on rabbit populations, a careful on-site risk assessment should be undertaken before a baiting program is commenced.
- Warrens, rabbit harbour and scratching and feeding areas should be located to ensure accurate placement of bait.
- The density of rabbits on the site should be estimated using spotlight counts and warren monitoring. The location and numbers of rabbits on neighbouring properties should also be approximated.

Table 1: Suggested quantities of bait for the first free-feeding

Density of rabbits	Trailing		Hand Broadcasting	Mechanical Broadcasting
	Carrots and oats (kg/km)	Pellets (kg/km)	Carrots (kg/ha)	Carrots (kg/ha)
Low	4 to 5	1 to 2	4 to 8	N/A
Medium	5 to 8	2 to 3	8 to 10	4
High	>8	>3	10 to 15	6

- Contact your local vertebrate pest control authority for more information and advice on site assessment and monitoring of rabbit numbers.

Laying of bait

Conventional baiting

- Most States use a ‘conventional’ baiting technique’ where 3 free feeds of non-poisoned baits are laid at intervals of 2 to 3 days. Then 3 to 5 days after the last free-feed, one application of 1080 poisoned bait is laid. Free feeding of non-poisoned bait is an essential step to allow rabbits to become accustomed to eating bait material. It also enables an estimation of amount of poisoned bait required and assessment of any non-target risk. In some cases more than 3 free feeds are needed. Suggested quantities of bait for the first free-feeding are listed in Table 1.
- The amount of bait in the second free feed should be adjusted according to how much bait is taken in the first free feed (ie increase the amount if most of the bait was taken or decrease the amount if uneaten bait remained).
- 1080 poisoned bait is laid at the following intervals after the last free feed:
 - Trailing (carrots and oats): 2 or more days
 - Trailing (pellets): 4 or more days
 - Broadcasting (carrots): 3 to 5 days
- The amount of poisoned bait required is usually around 30% less than the heaviest free feed consumed. This is because rabbits quickly become affected from the poison and the consumption of food decreases.


One-shot baiting

- Western Australia and the Northern Territory also use a ‘one-shot’ baiting technique’ where 1080 impregnated oats, proportionally mixed with untreated oats (typically one poisoned grain in 100), are laid at a specified rate. Bait is topped up as required using the minimum amount of bait possible.

- Separate free feeding is not offered.
- An extended period of at least 10 days without rainfall or heavy dew is required for maximum effectiveness.
- The recommend rate of lay for *one-shot* baiting is: 6 kg/km for furrow or ribbon trails (2-3 trails approx. 20 m apart) and 10-12 kg/km for broadcast or scatter trails.

Bait placement

- It is preferable to lay baits in the evening as rabbits are active between dusk and dawn.
- The placement of bait is critical. Bait must be laid through feeding areas where rabbit activity is highest and preferably where the pasture is short or absent. It is recommended that two trails are laid. One at a minimum of 30 m from where rabbits are living, and another 40 m out from the first trail. Use approximately 16km of trail for each 100 ha. Bait is distributed using either of the following methods:
 - *Trail (or furrow) baiting* - bait is placed in a furrow 10 cm wide and 2 cm deep that has been cut into the soil using a hoe, mattock, disc or specially designed baitlayer. In NSW oats can only be used in trails.
 - *Ribbon baiting* - a narrow band of bait (around 10 cm wide) is laid on the natural surface of the soil. This method can be used when a furrow could cause erosion or cannot be physically cut (eg in loose sandy soil).
 - *Broadcast (or scatter) baiting* - bait is scattered in a swathe around 5 m wide by hand or using a vehicle-mounted or towed spreader. This method is used in areas where it is impossible to run a trail eg. rocky terrain, near fallen timber, in crops, where erosion may be a problem. A strip of spring steel can be attached to the bait laying vehicle so that a scratch mark is left in the soil enabling the scatter bait trail to be found later.



RAB002: Ground baiting of rabbits with 1080

Collection of uneaten bait and rabbit carcasses

- All poisoned bait that is uneaten 4 days after the baits were laid should be collected and destroyed either by incineration or burying at a depth of 500 mm. Alternatively, bait can be covered with sufficient soil (at least 10 cm) to prevent non-target species from gaining access.
- When broadcasting on a large scale, it is difficult to collect or cover poisoned baits. Therefore the area cannot be restocked until sufficient rain has fallen to render the baits safe ie around 100 mm of steady rain for carrots and 50 mm for oats and pellets. The longer the period before re-stocking the less the hazard, especially if a good growth of pasture results from the rain.
- Where feasible, carcasses of poisoned rabbits should be collected daily for a minimum of 14 days after the last poison feed. They should be destroyed by incineration or buried at a minimum depth of 500 mm in a disposal pit. The disposal pit must be clear of waterways (permanent or ephemeral). In many situations it will be impossible to locate and destroy all rabbit carcasses. Since toxic concentrations of 1080 can remain in carcasses for more than 75 days, poisoned areas must be considered dangerous, especially for dogs, for many weeks.

Procedural notes

- Users of 1080 must always refer to the relevant federal, state and territory legislation for more detailed and up-to-date information on conditions of use including distance restrictions, public notification and bait preparation, distribution, storage, transportation and disposal.

Further information

Contact the relevant federal, state or territory government agency from the following list of websites:

- Australian Department of the Environment and Energy <http://www.environment.gov.au/>
- Australian Department of Agriculture and Water Resources <http://www.agriculture.gov.au/>
- ACT Transport Canberra and City Services <http://www.tccs.act.gov.au/city-living>
- NSW Department of Primary Industries <http://www.dpi.nsw.gov.au>
- NT Department of Land Resource Management <https://landresources.nt.gov.au/>
- QLD Department of Agriculture and Fisheries <https://www.daf.qld.gov.au/>
- SA Department of Primary Industries and Regions <http://www.pir.sa.gov.au/biosecurity>

- TAS Department of Primary Industries, Parks, Water and Environment <http://dpi.pwe.tas.gov.au/>
- VIC Department of Economic Development, Jobs, Transport and Resources <http://economicdevelopment.vic.gov.au/>
- WA Department of Agriculture and Food <https://www.agric.wa.gov.au/>

Also refer to:

- The Centre for Invasive Species Solutions <https://invasives.com.au/> or <http://www.pestsmart.org.au>


References

1. Allen J and Fisher P (1999). Selection of bait type for control of the European rabbit (*Oryctolagus cuniculus*) (L.): A review. Report Series Number 5. Department of Natural Resources and Environment, Victoria.
2. Department of Resources (1997). *Vertebrate Pesticide Manual: A guide to the use of vertebrate pesticides in Queensland*. Department of Resources, Queensland.
3. NSW Department of Primary Industries (2012). *Vertebrate Pest Control Manual*. NSW DPI, Orange NSW.
4. Bloomfield T (1999). *Rabbits: Trail baiting with 1080*. Landcare Notes LC0293. Department of Natural Resources and Environment, Victoria.
5. Coman B (1994). *District Rabbit control: A Guide for Co-ordinators and Leaders*. Landcare Australia and Bureau of Rural Sciences, Canberra.
6. Dobbie W (1997). *Rabbit control in Central Australia: A guide for landholders*. Centralian Land Management Association, Alice Springs.
7. Eason C, Miller A, Ogilvie S and Fairweather A (2011). An updated review of the toxicology and ecotoxicology of sodium fluoroacetate (1080) in relation to its use as a pest control tool in New Zealand. *New Zealand Journal of Ecology* 35:1-20.
8. Eason CT and Wickstrom M (2001). *Vertebrate Pesticide Toxicology Manual (Poisons): Information on Poisons Used as Vertebrate Pesticides*. Technical Series 23. Department of Conservation, Wellington, New Zealand.
9. Eisler R (1995). *Sodium monofluoroacetate (1080) hazards to fish, wildlife, and invertebrates: A synoptic review*. National Biological Service, U. S. Department of the Interior, Washington.
10. Pest Animal Control CRC (2004). *First Aid: 1080 and Your Dog*. Pest Animal Control CRC.

Table 2: Relevant federal, state and territory legislation for the use of 1080

State/territory	Legislation
Federal	<u><i>Environment Protection and Biodiversity Conservation Act 1999</i></u> Information available from the Department of Sustainability, Environment, Water, Population and Communities (SEWPaC) website: http://www.environment.gov.au/epbc/
New South Wales	<u><i>Pesticides Act 1999</i></u>
Queensland	<u><i>Health (Drugs and Poisons) Regulations 1996</i></u>
Australian Capital Territory	<u><i>Environment Protection Act 1997</i></u>
Northern Territory	<u><i>Poison and Dangerous Drugs Act 1999</i></u> <u><i>Territory Parks and Wildlife Conservation Act 1998</i></u>
Tasmania	<u><i>Poisons Act 1971</i></u> <u><i>Agricultural and Veterinary Chemicals (Control of Use) Act 1995</i></u>
South Australia	<u><i>Controlled Substances Act 1984</i></u> <u><i>Controlled Substances (Poison) Regulations 2011</i></u>
Victoria	<u><i>Agricultural and Veterinary Chemical (Control of Use) Act 1992</i></u>
Western Australia	<u><i>Poisons Act 1964</i></u> <u><i>Poisons Regulations 1965</i></u>

11. Lund D (2001). *Landholder use of 1080 One Shot oat rabbit bait*. Farmnote No 88/2001. Department of Agriculture. Forrestfield, Western Australia.
12. McIlroy JC (1982). The sensitivity of Australian animals to 1080 poison III. * Marsupial and eutherian herbivores *Australian Wildlife Research* 9:487-503.
13. McIlroy JC (1986). The sensitivity of Australian animals to 1080 poison IX. * Comparisons between the major groups of animals and the potential danger non-target species face from 1080 poisoning campaigns. *Australian Wildlife Research* 13:39-48.
14. Sherley M (2007). Is sodium fluoroacetate (1080) a humane poison? *Animal Welfare* 16:449-458.
15. Sherley M (2004). The traditional categories of fluoroacetate poisoning signs and symptoms belie substantial underlying similarities. *Toxicology Letters* 151:399-406.
16. Twigg LE and Parker RW (2010). Is sodium fluoroacetate (1080) a humane poison? *Animal Welfare* 19:249-263.
17. Twigg L and Lowe T (2003). *Bait stations and rabbit control*. Farmnote No 38/2003. Department of Agriculture. Forrestfield, Western Australia.
18. Vertebrate Pest Committee 1080 Working Group (2002). *Report to Vertebrate Pests Committee: 1080 Policies, Practices and Procedures in Australia and New Zealand*.
19. Williams K, Parer I, Coman B, Burley J and Braysher M (1995). *Managing Vertebrate Pests: Rabbits*. Australian Government Publishing Service, Canberra.



RAB002: Ground baiting of rabbits with 1080

Table 3: Requirements for distance restrictions, neighbour notification and warning signs when using 1080 baits for rabbits

State	Specified Minimum Distances	Neighbour Notification	Warning Signs															
NSW / ACT	Property/Boundary fence 5 m Habitation 500 m Domestic water supply 100 m Waterline of large water storage facilities 10m	72 hours (3 days) prior to baiting Baiting must begin within 7 days of notification and must be completed within 14 days of notification. Further notification is required if 1080 baits are used beyond this 14 day period	All entry points, at the extremities of the property and at 1 km intervals on a boundary fence fronting a public road From start of baiting for minimum of 4 weeks															
QLD	Property/Boundary fence 5 m Habitation 2 km Declared road 50 m Town area 5 km	72 hours (3 days) prior to baiting	All entry points Kept for a minimum of 1 month after baiting															
NT	No baits are to be laid within 1km of a place of human habitation, public space or public road	Landholders must inform every person whose property boundaries fall within 1km of the bait sites	Signs must be laid in conspicuous places and on all public roads on the property															
VIC	<table border="1"> <thead> <tr> <th></th> <th>Trail baiting (m)</th> <th>Aerial and ground broadcast baiting (m)</th> </tr> </thead> <tbody> <tr> <td>Property/boundary fence</td> <td>5</td> <td>50</td> </tr> <tr> <td>Habitation</td> <td>150</td> <td>200</td> </tr> <tr> <td>Domestic drinking water</td> <td>20</td> <td>100</td> </tr> <tr> <td>Watercourse/permanent water</td> <td>2</td> <td>50</td> </tr> </tbody> </table>		Trail baiting (m)	Aerial and ground broadcast baiting (m)	Property/boundary fence	5	50	Habitation	150	200	Domestic drinking water	20	100	Watercourse/permanent water	2	50	24 hours prior to baiting	All entry points For duration of baiting
	Trail baiting (m)	Aerial and ground broadcast baiting (m)																
Property/boundary fence	5	50																
Habitation	150	200																
Domestic drinking water	20	100																
Watercourse/permanent water	2	50																
SA	Baits cannot be placed outside the boundary of the landholders property or within 500 m of habitation (other than own dwelling)	No notification required	All vehicle entry points and any other commonly used entry points Must be displayed for not more than 21 days before baits are laid and for at least 14 days after															
TAS	Property boundary 5m Habitation 200m Formed road 5m Permanent running water 20m	4 working days prior to baiting	Signs must be laid on gates and other conspicuous places on the property. Display for a minimum of 28 days															
WA	Property boundaries 20 m Habitation 100m Roads/stock routes/reserves/recreational path 20 m Dams/watercourse 20 m Recreational path or trail 20m Constructed picnic/recreational sites 500 m	72 hours (3 days) prior to baiting	All entrances to the property where the baits are laid, and at other strategic points in the vicinity of the baits, for the duration of baiting and for one month after															



CENTRE FOR
INVASIVE SPECIES SOLUTIONS

The Centre for Invasive Species Solutions manages these documents on behalf of the Invasive Plants and Animals Committee (IPAC), and has reformatted these in accordance with IPAC meeting no 9, agenda item 3.5. The authors of these documents have taken care to validate the accuracy of the information at the time of writing [June, 2012]. This information has been prepared with care but it is provided "as is", without warranty of any kind, to the extent permitted by law.